

MOTHER'S CORN Baby®

“A Guideline for Parents”

Absolutely natural for children and the environment.
Eco-friendly, Truly Green!



BPA
free

+6
month



© E.I corporation rights reserved.

1. What is Mother's Corn Baby product?

Made of PLA (Poly Lactic Acid) processed from corn starch, all products of Mother's Corn are eco-friendly. With plant as its main material, all tableware products are biodegradable when discarded after use.

2. Features of Mother's Corn Baby

Safe

1. BPA Free

As Mother's Corn Baby products are made of corn which are safe from hot water and scratch as well as free from hazardous ingredients including carcinogenic substances, heavy metals and other toxic chemicals. Rounded corners and baby friendly design ensures comfort and ease of use for infants and toddlers.

2. Design that Non-toxic ink used

All printed on products use non-toxic ink which is safe to use.


Further more we minimize ink printing on the surface of products such as top and inside part to maximize the safety. Mother's Corn Baby is committed to provide safe and healthy products first.

Green

1. Less CO₂

All ingredients of Mother's Corn Baby products are natural which produce less CO₂.

Further more the ingredients of Mother's Corn products absorb CO₂ and do not use petrochemicals detrimental to the earth.



2. Biodegradable

Mother's Corn Baby products are biodegradable by microorganisms in soil when discarded after use .

Good

1. Durable

Mother's Corn Baby products have the same or more durability compared with plastic products made from petrochemicals.

2. Microwave safe

Mother's Corn Baby provides excellent heat resistant products.

We are proud to deliver the first corn PLA tableware ever created in the world which are safe in the microwave.

NOTE

The speed of decomposition would be different depending on environmental conditions such as the density of microorganisms in soil.

Bio co-polyester

Bio-copolyester used for the body part of sippy cup is FDA approved material of the combination of PETG and corn starch, which is free of hormones and recyclable.



Note for using our products

<Guidelines before use>

- Mother's Corn Baby products are intended to help feed infants and toddlers with an emphasis on encouraging self feeding habits.
- Please wash the dining ware before use.
- For more information please refer to the manual which is included in the package.

<Note for using our products>

Please be familiar with the safety precautions listed on each package and detailed below.



Caution

Misuse of products would cause a serious injury or damage to the products.



Note

Misuse of products would cause a serious injury or damage to the products.



Important

Misuse of products would cause damage to the products.



Caution

- Do not leave child unattended while using Mother's Corn products.
Misuse of the products may caused in injury to child as well as damage to the products.



Note

- Avoid placing products near fire or heat.
- Wash all products before use.
- Dispose of products immediately if they crack or start to show signs of wear.
- Clean products immediately after use.
- Discoloration may result from food due to the natural materials of products and should not pose any sanitary problems.
- Avoid storing containers near hot air sources or moisture.



Important

- Misuse of products will shorten its life span as well as damage it.

<Note when in use with Microwave>

- Refer to manual when using microwave.
- Products should not be exposed to direct fire.
- Select microwave mode when using a "microwave and oven combined unit".
- Empty containers may melt or deform in microwave.
- Feeding spoon and silicone lid should not be exposed to microwave heat.
- Foods containing carotene like carrots, tomatoes, sweet pumpkins may discolor tableware products.
- The discoloration could occur by the natural dyes from food and it should not pose any problem.
- Foods with less moisture or sugar/oil should not be heated over 3 minutes.
- Product might soften temporarily due to food heat in microwave but it does not pose any quality problem and is safe to eat from.
- Use microwave to re-heat.
- Use caution when removing container from microwave. Contents may be hot.

<Notice for sterilization>



- Recommend household ultraviolet sterilizer or antiseptic solution for baby bottle not by boiled water.
- Avoid long time use of ultraviolet sterilizer.(within 10min)



- For washing, use a soft sponge and Ph-neutral detergent.
- A scrubber or powder detergent may cause printed designs to rub off or scratch marks on the products.
- Due to natural materials and non-toxic ink, product is still safe to use even if print is rubbing off or the products have scratch marks.
- When using dishwasher, detergent, or solution to sterilize, please follow the instructions provided by the manufacturer .

<STEP1-1 Feeding Spoon I >

① Designed for easy handling so moms can feed their babies with minimal spilling, maximum comfort and safety.



② Rounded finish of head protects baby's mouth and the deep depth of the head reduces spillage of food.



<STEP1-2 Feeding Spoon II >

① It is a second step for your baby. The spoon is deeper and can contain 4mls of liquid. It is suitable for 6-12 months old babies to eat.



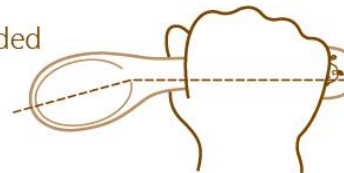
② Specially designed for babies' mouth which helps them to adopt the next step's spoon easily.



<STEP2 Self Spoon & Fork >



① Fork prongs have a rounded finish to avoid hurting baby while in use.



② Designed for easy grip and comfortable feeding.

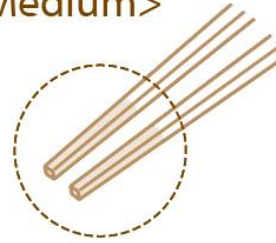
<STEP3 Step up Spoon & Fork >

Designed for easy grip and comfortable feeding.



<STEP4 Baby Chopsticks - Small, Medium>

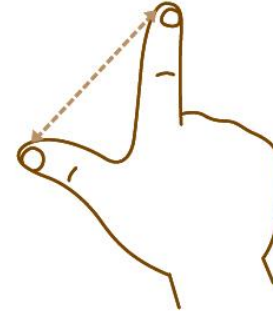
We designed 2 types of sizes specially to fulfill baby's needs. Using chopsticks to improve their concentration and little muscles.



*Antislip finish at the end of chopsticks to prevent slipping food.

tip Determine the right size for baby

- The Small Size : 13.5cm / Medium Size : 15.5cm
Please use the measurements on the side of the box to choose the right size of chopstick for your baby.
- A ratio of 1.5 times distance between baby's thumb and baby's index finger is the correct length of chopsticks.



Caution

- This product is not a toy and should always be used under adult supervision.



Note

- Dispose the broken or damaged products immediately to prevent any harm or injuries to your baby.
- All Mother's corn baby products are biodegradable, therefore, can be discarded as general waste.

<Multi plate>

It is convenient to be used as a food tray for western style baby food. It is dishwasher friendly and a cup can be placed on the food tray.

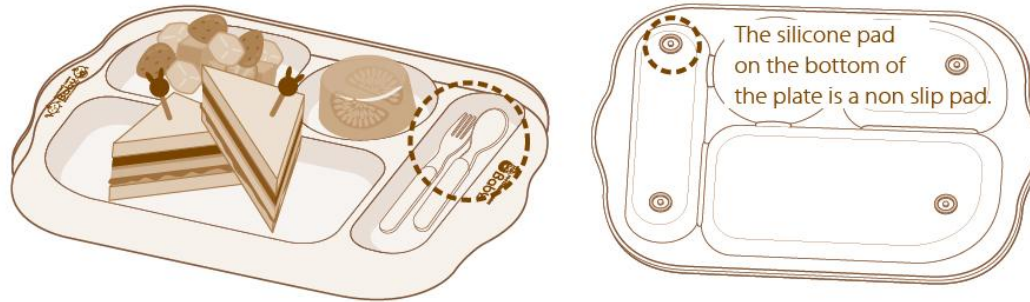


<Tots plate>

It has the perfect depth for sandwiches, breads and meals to be placed on the plate.

There is a place for placing the spoon & fork which helps your baby learn how to organize and to use them properly.

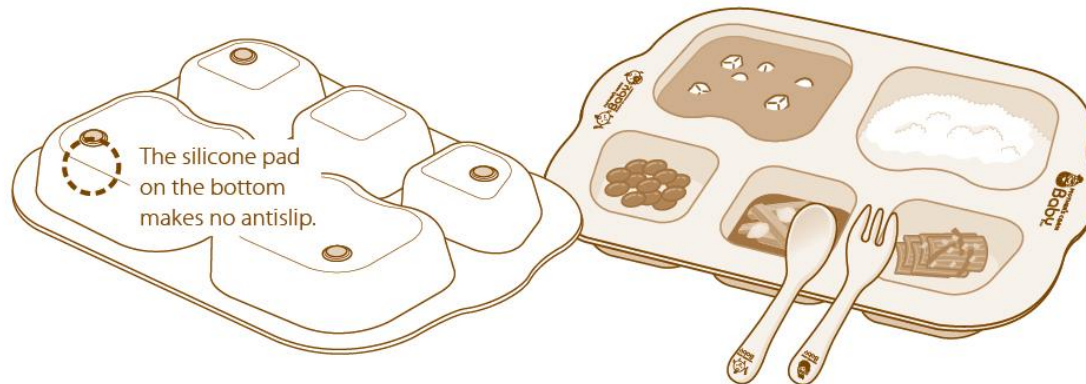
The silicone pad on the bottom is an antislip pad which stabilizes the plate and prevents food from falling out..



<Happy meal plate>

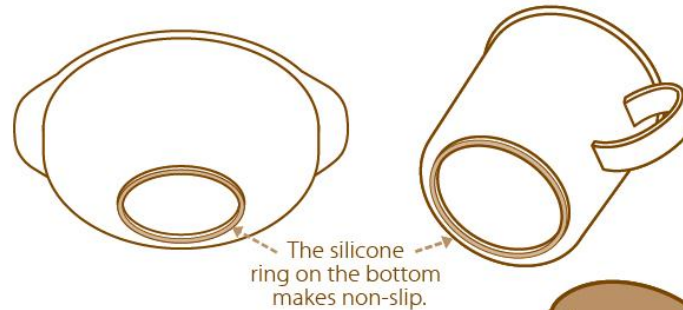
This is designed to provide a full meal with a single plate.

And this help infants and toddlers to develop a healthy habit of eating well balanced meals.



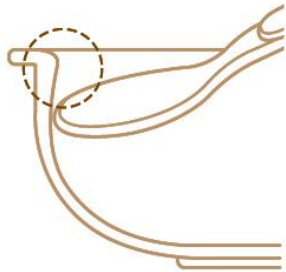
BOWL & MUG

The silicone ring on the bottom prevents slippage on your table.



<Weaning Bowl>


- 1 Easy grip design allows kids to carry their own bowl during meal time.



- 2 Designed for no spilling of foam from milk, oatmeal and soup in microwave and during baby feeding. (Recommended volume:240ml/8.46oz)

<Self Training Mug>

- 1 Designed for toddlers(15-36 months). It comes with a handle and is very light. (Recommended volume:220ml/7.76oz)
- 2 Designed for no spillage when baby drinks with projected top.



<Mother's corn baby snack cup set>

4 way Snack Cup Set (For step 1 baby food)	Picnic Snack Cup Set (For outdoor snack time)
 <p>Contents</p> <ul style="list-style-type: none">- Mug cup with two handles, Silicone lid for snack cup, Extra silicon lid, Feeding spoon_step1.	 <p>Contents</p> <ul style="list-style-type: none">- Mug cup with two handles, Silicone lid for snack cup, Extra lid, for outdoor

Finger food helps supplement of nutrition and develops the hand muscles and coordination of your child. Snack cup sets make baby enjoy meals and snacks.
(Recommended volume : 240ml/8.46oz)

<4Way snack cup set>

WAY ① Weaning food for 1st baby food

You can use the feeding spoon which is included in the package for feeding.



WAY ② Food storage

Store left over food safely and conveniently with extra silicone lid.



Note

- Silicone lids are not airtight.
- Avoid shocks and shaking which may cause spillage.
- Food within one day.
- Take off the lid when in microwave.

Finish

WAY 3 Mug cup for baby

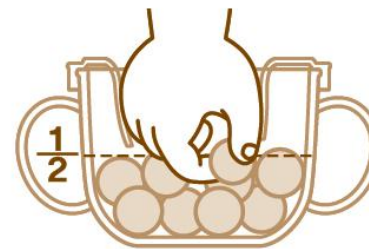
Designed with two handles on both sides so babies and toddlers can easily hold the cup on their own.



WAY 4 Non-spill a snack cup

Easily converts to snack cup with the silicon lid preventing snacks from falling out.
Good ideas for babies on an outing!

tip Recommended to fill up with snacks only to half a cup full



<Picnic snack cup set>



WAY 1 Refer to Page 10

WAY 2 Refer to Page 11

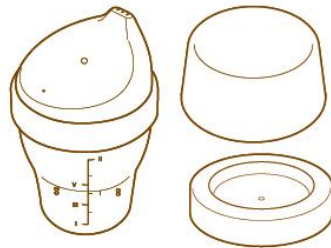
WAY 3 Extra corn lid for outdoor use

Designed for non-spillage and for fluid/food to remain fresh even in a humid environment.

 **Important**

- Please keep your baby from playing with the mug cup.
- Silicone lid prevents snacks from falling out except for little snack crumbs.

Baby sippy cup

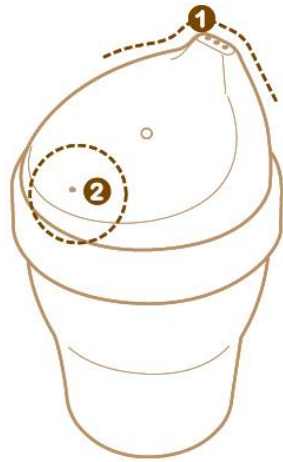


Contents : Sippy cup 1PC,
Sippy cup lid 1PC, Cover 1PC, Extra lid 1PC

Food container set



Contents : Smart Ecotainer 6PCS



<Baby sippy cup>

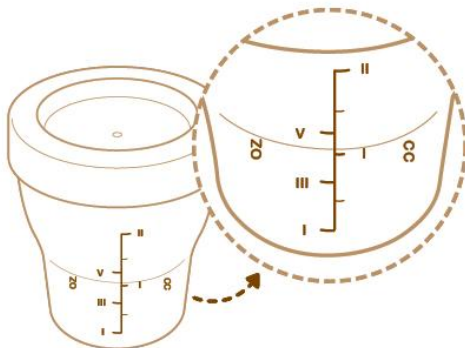
- ❶ Designed to keep a good distance between nose and lid.
- ❷ Designed to control volume of liquid by designated hole for air adjustment.

- ❸ Designed for an easy grip with ergonomic curve.

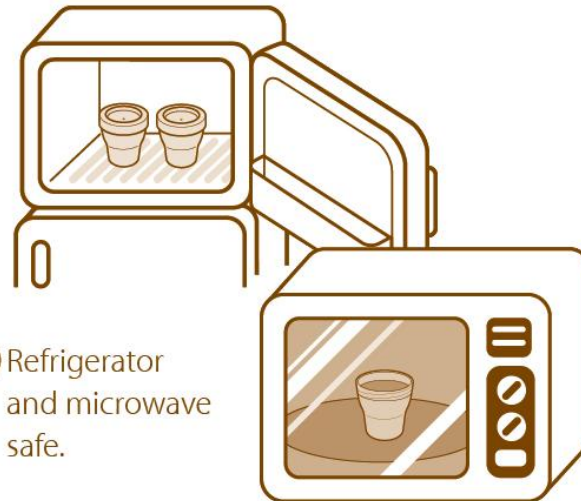


<Food container>

- ❶ Easy to measure fluid volume.



- ❷ Refrigerator and microwave safe.

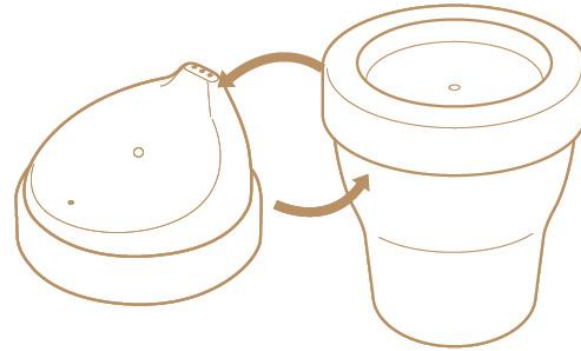


How to use the products and features

Note

- Frozen food needs to be defrosted before re-heated.
- Take off the lid before putting it into the microwave.
- Use microwave to re-heat the food in 3min.

tip The lids of Sippy cup and food container are convertible.



3 It is stackable and portable.

<PARTS>



● Use microwave to heat up (not cook) food only (within 3min)

Product	Material	Heat resistant	Capacity	Microwave	Dishwasher /Sterilizer
Feeding Spoon_step1	PLA	-20/120℃	-	x	x
Feeding Spoon_step2	PLA	-20/120℃	-	x	x
Self Spoon&Fork set	PLA	-20/120℃	-	x	x
Step up Spoon&Fork set	PLA	-20/120℃	-	x	x
Baby Chopsticks(S/M)	PLA	-20/120℃	-	x	x
Self Training Mug	PLA	-20/130℃	220ml (7.76oz)	x	x
Baby Sippy Cup lids(3pcs)	PLA	-20/90℃	-	x	x
Baby Sippy Cup Body	Bio copolyester	-20/130℃	200ml(7.05oz)	o	x
Weaning Bowl	PLA	-20/130℃	240ml(8.46oz)	o	x
Tots Plate	PLA	-20/130℃	-	o	x
Multi Plate	PLA	-20/130℃	-	o	x
Happy meal Plate	PLA	-20/130℃	-	o	x
Two Handle Cup	PLA	-20/130℃	240ml(8.46oz)	o	x
Silicon Lid for Snack cup	Silicone	-20/300℃	-	x	o
Silicon Lid for Storage	Silicone	-20/300℃	-	x	o
Extra lid for outdoor	PLA	-20/90℃	-	x	x
Spoon & Fork Case	PLA	-20/90℃	-	x	x

Happy meal time
with your baby?



We, Mother's corn, are doing our best
to ensure your satisfaction with our products.